

2007/

. 2007/6/6

_____	:	_____
.....	()	.
.....	()	.
.....	()	.
.....	()	.

صلى الله عليه وسلم

.

∴

.

.

.

.

1	:	
2		1:1
6		2:1
7		3:1
7		4:1
8		5:1
8		6:1
10		7:1
10		8:1
13	:	
14		1:2
14		1:1:2
23		2:1:2
23		3:1:2
24		4:1:2
25		5:1:2
26		2:2
26		1:2:2

26		1:1:2:2
32		2:1:2:2
34		3:1:2:2
36		3:1:2:2
37		5:1:2:2
40		2:2:2
43		3:2:2
47		4:2:2
52		5:2:2
55	:	
56		1:3
56		2:3
57		3:3
58		4:3
58		1:4:3
59		2:4:3
59		1:2:4:3
60		2:2:4:3
60		3:2:4:3
61		3:4:3
62		4:4:3
63		5:3
66		6:3
67		7:3
68	:	
69		1:4
70		2:4
70		1:2:4
71		2:2:4

71		3:2:4
72		4:2:4
73		5:2:4
73		6:2:4
74		3:4
80	:	
81		5
84		1:5
86		2:5
85		3:5
87		4:5
87		1:4:5
87		2:4:5
88		3:4:5
89		
88		
98		
101		

57		1
58		2
65		3
65		4
69		5
71		6
72	()	7
75		8
		()
76		9
		()
77		10
		()
78		11

101	:	
101		1
102		2
103	/	3
104		4
105		5
107		6
108		7
109		8
112		9
114		10
116		11
117		12
121		13
122		14

(94)

2007/2006

-

- (37)

:

(47)

(23)

(24)

:

(Power Point)

(SPSS)

-
:

(0.05= α)

()

1:1

2:1

3:1

4:1

5:1

6:1

7:1

8:1

1:1

(2004)

.

.

.(2003)

.

.(2005)

(Software)

(1997)

(2004)

(National Council of (NCTM)

Teachers of Mathematics)

.(NTCM, 2000)

.(2001)

(NCTM)

.(1995)

(1989)

.

:

(Math Cad)

.

.(2005)

Computer assisted (CAL)

(2005)

learning

(Wong and others,2006)

3:1

:

.(2006)

:

()

.(2001)

:

.(2003)

:

.(1998)

:

.(1999)

4:1

:

(1

(2

(3

)

(4

.(

(5

5:1

:

:

:

6:1

:(0.05= α)

-1

()

-2

.()

-3

-4

.

-5

.

-6

.

-7

.

-8

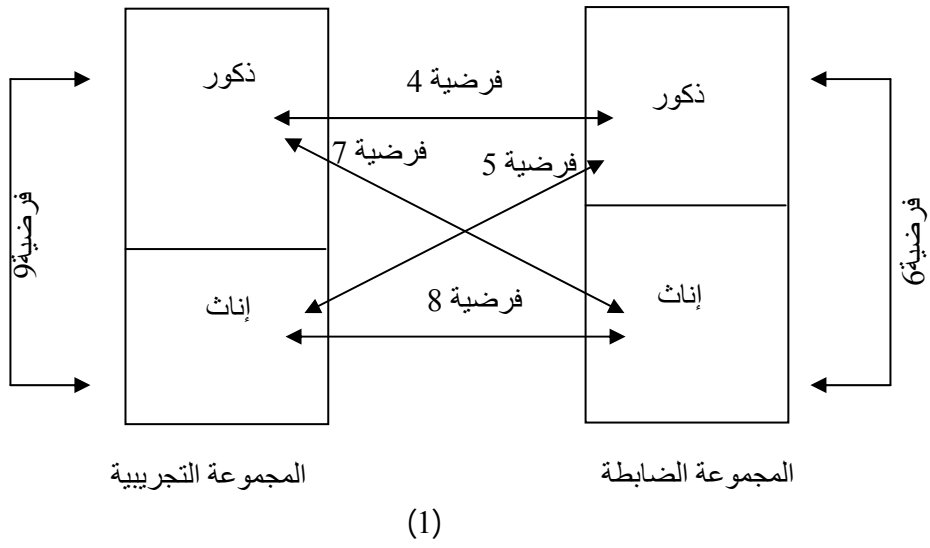
.

-9

.

(9-4)

:



7:1

:

-1

. 2007/2006

-2

. 2007/2006

-3

2007/2006

(2006)

(2000)

:

() ()

:

-1

-2

-3

()

-4

1:2
1:1:2
2:1:2
3:1:2
4:1:2
5:1:2
2:2
1:2:2
1:1:2:2
2:1:2:2
3:1:2:2
4:1:2:2
5:1:2:2
2:2:2
3:2:2
4:2:2
5:2:2

1:2

.

1:1:2

(Nordic Committee)

(Minerva) " "

.(1985)

(Ploto)

(1985/1984)

(200)

1990 1985

(1988)

.(1994)

(1988)

(3)

(23)

(3)

(10)

(MSX)

.(1995)

(1987)

(16 – 15)

"

"

.(1994)

(1994)

(10-5)

(%33)

" "

()

(ICT)

(2004)

:

:

(2005)

"

" (2005)

(International Society for Technology in Education) (ISTE)

(2003)

(Drill and Practice)

(Instruction games)

(Tutorial)

(Discovery)

(Simulation)

(Problem Solving)

(2000)

(Suppes)

(Wilson)

(Atkinson)

(2005)

(Palto)

(2005)

:

(Power Point)

(2006)

(1990)

(Schacter,2000)

(Donovan,2007)

(Lap top Computer)

(Becker, 2001)

(2007)

(1996)

(1987)

(1991)

(2001)

(Silver, 1998)

(John,1999)

(Feicht, 1999)

(2005)

:

2:1:2

: (2006)

(CBL)

:

(

:Computer Based Learning

:Computer Assisted Learning (CAL)

Computer Managed Learning:(CML)

.

:

(

Computer Based Teaching (CBT)

(CAI)

Computer Assisted Instruction

Computer Managed Teaching (CMT)

.

3:1:2

: (2001)

·
4:1:2

(2003)

()

·
(2000)

%30

.(1995)

.(2005)

5:1:2

(Castro and Alves, 2006)

2:2

1:2:2

1:1:2:2

(1999)

(35)

(34)

:

." "

(2000)

:

:

.

(Mawata, 2000)

:

(Java Applet)

(163)

.

(2001)

(60)

(2002)

:

(72)

()

-

(0.05 = α)

(0.05 = α)

(2002)

:

(96 64) (160)

(0.05 = α)

(28.95)

(24.48)

(27.81)

(25.07)

(2003)

:

(86)

()

(5)

(10)

(8)

:

(0.05= α)

"

"

"

"

"

"

"

"

(0.05 = α)

"

"

"

.

(Clark, 2005)

(50)

(25)

(25)

(2006)

:

(159)

(79)

(80)

:

:

(0.05= α)

(2006)

(112)

(1.2)

(1.47)

(0.05 = α)

2:1:1:2

:

(2003)

(Rinaldi, 1997)

:

(22)

(4)

.

(2003)

:

(74)

(2003/2002)

.

:

()

()

()

(0.05 = α)

.()

(2005)

()

()

:

()

(40)

(19)

:

(21)

()

3:1:2:2

(Debor,Steven & Gary, 2003)

(laptop Computer)

(7-5)

)

(

(*Uribe, Klein, & Sullivan,2003*)
computer-mediated)
(ill-defined problems) (collaborative learning
:

(Egbert & Cor,2004)

4:1:2:2

(1999)

:

(64)

()

()

5:1:1:2

:

(2003)

(2002)

(2003)

:

(Visual Basic)

(140)

(0.001= α)

(2004)

:

:

(24)

(2005)

:

(115)

($0.05=\alpha$)

.

(2005)

)

(

(48)

:

2:2:2

(2000)

(2001)

(2001)

(2002)

(2002)

.

(2003)

(2006)

.

(2005)

(2004)

.

.

(2005)

()

(2001)

(2005)

:

(2005)

(2002)

(2001)

(2001)

(2001)

(2004)

3:2:2

(2000)

(700)

(74)

(0.05 = α)

(2000)

(139)

(1999/98)

()

()

(2001)

:

(18)

(Ismail, 2002)

(4)

(60)

(8)

(30)

(2002)

:

(71)

(NG & Gunstone, 2003)

:

(Antonietti & Giorgetti, 2004)

(Multimedia computer)

(272)

(Ong & Lai, 2004)

Technology Acceptance Model (TAM)

(2005)

(1348)

(360)

(0.05 = α)

:

:

:

(Rinaldi, 1997)

:(1999)

." "

(1999)

.()

:(2000)

.

:(Mawata,2000)

.

:(2001)

:(2002)

:(2003)

:(2003)

(2003)

:(2003)

:(2003)

:(Debora, Steven & Gary, 2003)

:(Uribe Klein & Sullivan,2003)

:(Egbert & Cor,2004)

:(Clark,2005)

:(2005)

()

:(2005)

:(2005)

:(2006)

(2006)

:

(2000)

(2000)

(2001)

(Ismail, 2002)

(2002)

(NG & Gunstone, 2003)

(Antonietti & Giorgetti, 2004)

(Ong & Lai, 2004)

(2005)

5:2:2

-1

-2

-3

-4

.(2005) (Mawata,2000) (2001) (2003)

-5

(Egbert & Cor,2004)

(Debor,Steven & Gary, 2003)

.(*Uribe, Klein, & Sullivan,2003*)

-6

(2003)

(2001)

(2003)

(2003)

(2006)

-7

.(2000)

(Power Point)

:

:

(1

.

(2

.

(3

-

-

1:3

2:3

3:3

4:3

5:3

6:3

7:3

()

1:3

:

.(1996) "

"

2:3

(2007 /2006)

(37)

(1666)

.(1)

3:3

24

.(1999)

:(1)

48	24	24	.	831	19	
46	23	23	.	784	16	
-	-	-	-	51	2	
94	47	47		1666	37	

2007/2006

/

(37)

2007/2006

(%20)

:

(1999)

: (2)

					الجنس سنوات الخبرة
11 29.72	3	2	4	2	4-0
13 35.14	2	2	7	2	9-5
5 13.52	1	1	1	2	14-10
8 21.62	2	2	2	2	30-15
37 100	8 21.62	7 18.92	14 37.84	8 21.62	

*

*

4:3

1:4:3

(6)

:

(7)

:

.

.

.

.

2:4:3

:

1:2:4:3

:

.(10)

(7)

:

.(25)

2:2:4:3

-% 28)

(% 44 - % 14)

(%85

.%54

(0.65-0.35)

(% 50)

(% 54)

.(2003)

(% 10 -)

.(11)

3:2:4:3

(0.78)

(0.82)

3:4:3

(Office)

(Power Point)

(35-11)

(8)

:

4:4:3

(12)

:

" "

" "

"

"

5:3

•

•

•

•

•

•

•

•

.

.

:

◆

()

◆

(13)

.

◆

.

:

◆

:

()

.

(9)

(3)

:

:(3)

3.70	7.51	47	4.12	7.56	23	3.44	7.454	24	
3.76	6.66	47	3.44	6.04	23	3.87	7.25	24	

(25)

*

(One-Way ANOVA)

:

:(4)

*0.041	2.866	28.092	3	84.275	
		9.802	90	882.161	
			93	966.436	

0.05 = α

*

(4)

(0.05 = α)

6:3

-:

:

:

:

(

:

(

:

(

:

:

(

:

*

:

*

*

*

*

1:4

2:4

3:4

(94)

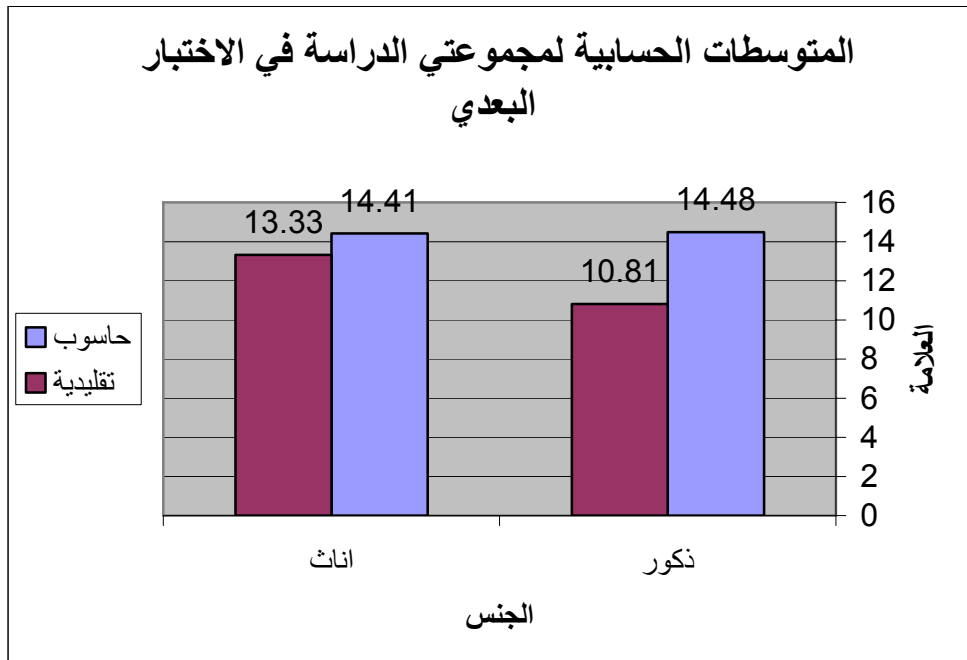
(37)

4:1

(5)

:(5)

10.81	14.48		
4.38	4.69		
24	24		
13.3	14.41		
4.5	5.08		
23	23		



:(2)

2:4

1:2:4

"

)

:"(

(2)

(Two-Way ANOVA)

:

(Two-Way ANOVA)

:(6)

0.226	1.487	31.674	1	31.674	
*0.012	6.56	139.767	1	139.767	
0.159	2.016	42.959	1	42.959	*
		21.306	90	1917.526	
			93	2135.309	

(0.05 = α)

*

(6)

()

(0.05)

.(0.05)

(0.012)

2:2:4

"

."()

(6)

()

(0.05)

(0.226)

.(0.05)

3:2:4

"

."

(6)

(0.05)

.(0.05)

(0.159)

4:2:4

"

."

()

(Multiple Comparisons)

-

(2005)

-

Studentized Range

(Distribution)

:

-

:(7)

$\mu_4 = 14.41$	$\mu_3 = 14.48$	$\mu_2 = 13.33$	$\mu_1 = 10.81$	
*3.60	*3.67	2.52	0	$\mu_1 = 10.81$
1.08	1.15	0		$\mu_2 = 13.33$
0.07-	0			$\mu_3 = 14.48$
0				$\mu_4 = 14.41$

0.05

.*

: μ_2

: μ_1

: μ_4

: μ_3

(7)

(3.67)

-

5:2:4

"

(7)

"

-

(3.60)

:

.

:

6:2:4

" :

"

" :

"

" :

"

" :

."

(7)

3:4

:

: (8)

:(8)

	79.4	3.97		1
	80.6	4.03		2
*	75.6	3.78		3
*	70.2	3.51		4
	83.8	4.19		5
	74.4	3.72		6
	64.8	3.24		7
*	71.4	3.57		8
	82.2	4.11		9
*	75.6	3.78		10
	81.6	4.08		11
	76.2	3.81		12
	76.2	3.81	()	

*

(8)

(5) ()

.%76.2

:()

:(9)

	52.4	2.62		13
	77.8	3.89		14
	62.2	3.11		15
*	69.2	3.46		16
	67.2	3.36		17
*	77.2	3.86		18
*	68.2	3.41		19
	75.4	3.77		20
	68.6	3.43	()	

"

(14)

(9)

"

()

"

"

%52.4

.%68.6

()

(10)

:()

:(10)

*	68.2	3.41		21
	61.0	3.05		22
	59.4	2.97		23
	82.2	4.11		24
*	44.2	2.22		25
	76.6	3.83	LCD	26
	77.8	3.89		27
*	67.6	3.38		28
	80.0	4.00		29
*	74.0	3.70		30
	69.0	3.45	()	

(10)

()

(%82.2 - %44.2)

" (24)

"

" (25)

"

() (11)

:

:(11)

	76.2	3.81	4.83	2.42	36	
	68.6	3.43	4.0	2.25	36	
	69.0	3.45	4.6	2.90	36	
	71.2	3.56	4.48	2.96	36	

(11)

()

(3.56)

%71.2

(0.05)

1:5

2:5

3:5

4:5

:(0.05 = α)

1:5

- (Two-Way ANOVA)

:

:

.()

(2006)

(2003)

(2003)

(2006)

Debor, Steven 2003)

(2005)

(2001)

(2000)

(2004)

(2005)

(& Gary,

(1999)

(2001)

(1997)

.()

(2004)

(2001)

(2002)

(2005)

(2000)

(2003)

(2001)

.

:

.

(2002)

(2001)

(2004)

(2005)

.

:

()

.

(2001)

(2003)

(1999)

(2004)

(2000)

(2003)

.

:

(2002)

(2003)

(2005)

(2000)

(2003)

.(2001)

.

:

.

:

) ()
(

2:5

:

(%71.2)

(3.56)

(2002)

(2002)

(2000)

(2005)

(2000)

(NG & Gunstone, 2003)

(2001)

3:5

(Power Point)

(Visual Basic)

4:5

1:4:5

2:4:5

-

-
-
-
-
-
-
-

: **3:4:5**

(LCD)

.292-291: : " (2000) "

" (2005)

"

(2003)

" (1996)

"

" (2001)

"

" (2004)

"

" (2000)

27

"

.364 :

"

:

" (1995)

.249-245 :

" (2006)

"

" (2003)

"

" (2005)

"

"

" (1995)

.30-11 :

" (2005)

(103)

"

.194-137

"

" (1990)

.79 : 50

" (2000)

"

" (2005)

"

" (2001)

"

" (2005)

: (108)

"

.215-201

"

" (2000)

(1) (14)

.36-28

" (2005)

"

.61-46 :

.95-91 : () "

" (2006)

" (2001)

"

" (2003)

"

: " (1997)

184 : . "

" " (2004)

.44-40 :

" (2002)

"

" (2001)

"

" : " (2006)

.107-93 :

" (2005)

"

- -

59-54: . (1) (6)

" " (2005)

184-183: .

" : " (2004)

.115-110:

" (2002)

(3)

"

.92 -69:

(3)

"

" (2005)

51- 41 .

" (2002)

"

.

"

:

" (2001)

272-268 :

" (2001)

"

.

" (2000)

. 279-278 :

"

" (2004)

"

.88-73:

(2)

(5)

" (2006)

"

.

" (2007)

"

. 29-28 :

" (2004)

"

" (1999)

"

"

" (1999)

.164-163 :

" (2002)

"

4 "

" (1996)

.222-218 :

" (2001)

(1)

(28)

"

.101-85:

" (2006)

(3)

"

.170-150 :

(7)

"

" (1989)

28

" (2003)

"

" (2002)

"

" (1991)

1991

"

.116-105 :

:

" (2005)

"()

<http://www.iraqacad.org>

" (2001)

"

.125 :

" (2003)

"

"

:

" (2003)

.30-28 :

" (2002)

"

.52-14:

(4) (3)

" (2003)

.36-35 :

" (2005)

.

" (2006)

. 96-94 :

" (1999)

"

.28-15 : (70)

" (2005)

"

:

.229:

" (2000)

"

.

"

:

" (2004)

.60-50 :

" (2002)

"

.

" (2000) "

-1998

"

1999

.52 : .

: " (1994)

"

.50-45 :

" (2005)

"

:

" ()

(1987)

"

.140 :

" (2003)

"

" (2001)

"

" (2001)

"

.

- Antonietti, Alessandro & Giorgetti, Marisa (2004) , **"Teachers beliefs about learning from Multimedia"**, computer in human behavior,)vol.22,no.2, March 2006.(pp:267-282
- Becker, Henry jay (2001) ,**"How are teachers using computers in instruction"** , University of California, Irvine, paper presented at 2001 meetings of the American Educational Research Association, www.crito.uci.edu/tlc/findings/coferences (pp:14-16).
- Castro, Maria F. and Alves, L. Ansantacio (2006), **" The implementation and use of computers in education in Brazil"**, Computers & education magazine, Elsevier, [www. science direct. com](http://www.science-direct.com)
- Clark, D.L., (2005), **"The effects of using computer assisted instruction to assist high school geometry students achieve higher levels of success on the Florida Competency Achievements Test (FCAT)"**, Dissertation Abstracts International.65(12),4499A.
- Debora, L. Lowther , Steven M. Ross & Gary M. Morrison (2003), **"Teaching strategies and students achievements of using laptops in the classroom"**, Educational Technology Research and Development, vol.51,no.3, Bloomington, Indiana, USA.(pp:23-44)
- Donovan, lorella , Hartley, Kendall & Strudler, Neal, (2007), **" Teachers concerns during initial implementation of one-to-one laptop initiative at the middle school level**, Journal of research Technology In Education, vol.39, no.3, pp263-286.

Egbert, G.Harskamp & CorJ.M.Suhre(2004)," **Improving mathematical problem: a computerized approach**", computers in human behavior, volume22,issue 5, 2006, www. Science Direct.com / science.(pp:801-815)

Ismail, Zobayda Abdullah(2002) ," **The attitudes of female primary teachers in Qatar towards the introduction of computers in the classroom**" , The E.R.C. Journal , vol.11,no.22.(pp:249-250

Mawata, C. P.,(2000), "**Lessons on Rigid Transformations using the web and Java Applets**", <http://oneweb.utc.edu/~Christopher-Mawata/transformations/>

National Council of Teachers of Mathematic (NCTM) ,(2000), -"**Principles and standards for school mathematics**", Resion.va.: NCTM.

Ng,Wang,Gunstone,Richard,(2003)," **Science and computer-based technology: attitudes of secondary science teachers**", Research in science & Technological Education,vol.21,no.2,Cambarian Printers, Great Britain. (pp:243-261)

Ong ,chrong-Shyong& Lai ,Jung-Yu(2004), "**Gender differences in perceptions and relationships among dominants of e-learning acceptance**", computer in human behavior, vol.22,no.5,sep.(2006.pp:816-829)

Schacter, john(2000), "**The impact of education technology on student acheivement: What the most current research has to say**", The Milken Family Foundation, California, www.mff.org/pubs/ME161.pdf.(pp:2-9)

Trends in International mathematics and Science Study (TIMSS), (2003).
"Reporting student achievement in mathematics and Science".
Boston College : TIMSS & PIRLS International Study Center,
Lynch school of Education.

Uribe ,Daniel , Klein, James D. & Sullivan,Howard,(2003),**"The effect of computer-mediated collaborative learning on solving Ill-defined problems"**, Educational Technology Research and Development, vol.49,no.3, Bloomington, Indiana, USA.(pp:5-19)

Wong, Angela and others(2006),**"Singapore students' and teachers' perceptions of computer-supported project work class room learning environments**, Journal of Research on technology in education : summer, vol.38, no.4,pp 449-479.

(1):

An-Najah
National University
Faculty of Graduate Studies
Deanship Office



جامعة
النجاح الوطنية
كلية الدراسات العليا
مكتب العميد

التاريخ : 2006/10/30

معالي وزير التربية والتعليم المحترم
رام الله

الموضوع : تسهيل مهمة الطالب / وهيب وجيه جبر (رقم تسجيل 10451841)


الطالب المذكور اعلاه هو احد طلبة الماجستير في جامعة النجاح الوطنية ، تخصص
اساليب تدريس رياضيات في كلية الدراسات العليا، وهو بصدد اعداد الاطروحة الخاصة به،
التي عنوانها :

(أثر استخدام الحاسوب في تدريس مبحث الرياضيات للصف السابع الأساسي
واتجاهات معلميه نحو استخدامه كوسيلة تعليمية)

يرجى من حضرتكم تسهيل مهمته في تطبيق الدراسة التجريبية على طلبة الصف
السابع الاساسي في الرياضيات و توزيع استبانة على معلمي الرياضيات في المدارس
الحكومية التابعة لوزارة التربية والتعليم في محافظة سلفيت، وذلك لاتمام مشروع البحث.

شاكرين لكم حسن تعاونكم.

مع وافر الاحترام ،،،

عميد كلية الدراسات العليا

د. سائد الكوني

فلسطين، نابلس، ص.ب 7.707 هاتف: 2345115، 2345114، 2345113، (09) 972 * فاكس: (09) 2342907، (972)
2345115، 2345114، 2345113 * Tel. 972 9 2345113، Nablus, P. O. Box (7) * هاتف داخلي (5) 3200
* Facsimile 972 92342907 * www.najah.edu - email fgs@najah.edu

(2):

Palestinian National Authority
Ministry of Education & Higher Education
Directorate General Of General Education



السلطة الوطنية الفلسطينية
وزارة التربية والتعليم العالي
الإدارة العامة للتعليم العام

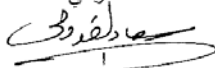
الرقم : وت/ ٧٧٤٢ / ٢١ / ٢٠٠٦
التاريخ : 2 / 2 / 2006م
الموافق : 1427 / 11 / 11 هـ

السيد د. سائد الكولي المحترم
عميد كلية الدراسات العليا/ جامعة النجاح الوطنية/ نابلس
تحية طيبة وبعد ،،،

الموضوع: الدراسة الميدانية
الإشارة كتابكم المؤرخ في 2006/10/30م

لا مانع من قيام الطالب " وهيب وجيه جبر جبر " من إجراء دراسته الميدانية بعنوان " أثر استخدام الحاسوب في تدريس مبحث الرياضيات للصف السابع الأساسي واتجاهات معلميه نحو استخدامه كوسيلة تعليمية " ، وتوزيع الإستمائة المعدة لهذه الغاية على معلمي ومعلمات الرياضيات للصف المذكور في المدارس الحكومية في محافظة سلفيت ، وذلك بعد التنسيق المسبق مع مدير التربية والتعليم فيها.

مع الاحترام،،،

أ. سعاد القدومي

نائب مدير عام التعليم العام



نسخة/ السيد مدير التربية والتعليم/ سلفيت المحترم
الرجاء تسهيل مهمته

نسخة / الملف
س ق / ع

(3):

Palestinian National Authority
Ministry of Education & Higher Education
Directorate of Education - Salfit



السلطة الوطنية الفلسطينية
وزارة التربية والتعليم العالي
مديرية التربية والتعليم - سلفيت

الرقم: ت ٢٠٠٧١٢/٩ 2378
التاريخ: ٢٠٠٧/١٢/٩ م
الموافق: ١٩/ ذو القعدة ١٤٢٧ هـ

حضرات مديري ومديرات المدارس المحترمين.

بعد التحية،،،،

الموضوع: الدراسة الميدانية

الإشارة: كتاب معالي وزير التربية والتعليم العالي رقم و. ت. /٣٠/٣١/٨٧٣٨ بتاريخ ٢٠٠٦/١٢/٢ م

لامانع من قيام الطالب " وهيب وجيه جبر جبر" من إجراء دراسته الميدانية بعنوان " أثر استخدام الحاسوب في تدريس
مبحث الرياضيات للصف السابع الأساسي وأوجهات معلمهم نحو استخدامه كوسيلة تعليمية"، وتوزيع الاستبانة المعدة لهذه
الغاية على معلمي ومعلمات الرياضيات للصف المذكور في مدارس محافظة سلفيت .

راجيا تسهيل مهمته.

مع الاحترام،،،،

مدير التربية والتعليم

سمير شاهين



نسخة /التاليان المحترمان .

م.خ.م.خ

سلفيت - هاتف ٩٢٥١٥٦٦١ - ٩٢٥١٥٦٦٥ - فاكس ٩٢٥١٥٦٦٤ - ٩٢٥١٥٦٦٤
Salfit - Tel. ٩٢٥١٥٦٦١ - ٩٢٥١٥٦٦٥ Fax ٩٢٥١٥٦٦٤ - ٩٢٥١٥٦٦٤

:(4)

	X							1
X	X	X	X	X				2
X	X							3
X	X							4
	X							5
X		X	X	X				6
	X							7
	X	X	X	X				8
X		X	X					9
		X	X					10
X								11
X								12
		X	X	X				13
		X	X	X				14

:(5)

	/	2006	
	/	2006	
	/	2005	
	/	2003	
	/	2002	
	/	2002	
	/	2001	
	/	2000	
	/	2000	
	/	1999	
	/	2005	
	/	2003	
	/	1997	
7-5		2003	
	/	2004	
		2003	Uribe
	/	1999	
		2005	
		2005	
	/	2005	
		2004	
		2003	
		2003	

		2006		
		2003		
		2002		
		2002		
		2001		
		2001		
		2000		
		2005		
		2004		
		2005		
		2005		
		2001		
		2001		
	/	2005		
		2002		
		2001		
		2001		
		2004		
		2005		
		2004		
		2003	NG	
		2002		
		2002		
/		2001		
		2000		
		2000		
		2004		

:(6)

:

.()

$$\cdot \quad \neg \neq = \supset \supset U \cap \emptyset \ni \emptyset \{ \quad \}$$

:

:

•

•

•

•

•

•

•

2

$$\cdot \quad \neg \neq \neg \quad \bullet$$

$$\cdot \quad \overline{\cap} = \overline{U} \quad \bullet$$

$$\cdot \quad \overline{U} = \overline{\cap} \quad \bullet$$

$$\cdot \quad = \overline{\quad} \quad \bullet$$

$$\cdot \quad = \overline{U} \quad \bullet$$

$$\cdot \quad \emptyset = \overline{\cap} \quad \bullet$$

•

•

•

$$= \cap$$

$$= \cap$$

:(7)

				/		
%100	%10	%34	%56			
3	0.01 -	0.04 1	0.08 *2	%13	2	
*6	0.20 *1	0.07 *2	0.11 *3	%20	3	
*6	0.03 -	0.09 *2	0.15 *4	%27	4	
10	0.04 1	0.14 *4	0.22 *5	%40	4	
*25	*2	*9	*14	% 100	15	

*

28 :
17
5

:(8)

:

(1

(2

* (3

* (4

(5

:

(1

* (2

* (3

:

* (1

* (2

(3

()

:

* (1

* (2

* (3

.()

⊃

:

(1

* (2

* :

$\emptyset \{ \}$

:

(1

* (2

* (3

(4

* (5

4

* (6

:

(1

(2

* (3

:

:

* (1

(2

* (3

* (4

(5

(6

$$\emptyset = \emptyset \cap$$
$$= \cap$$

:

:

(1

(2

(3

* (4

(5

()

:

(1

(2

* (3

* (4

* (5

(6

:

()

(1

(2

(3

* (4

* (5

* (6

$$\overline{A \cap B} = \overline{A} \cap \overline{B} \quad \overline{A \cup B} = \overline{A} \cap \overline{B}$$

$$\overline{\overline{A}} = A \quad \overline{\overline{A \cap B}} = \overline{\overline{A} \cap \overline{B}}$$

* (7

(8

: (9)

45 :

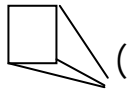
:

10

:

(20)

:



:



(1

:

(2

Π^2 2 (

Π (

Π 2 (

Π^2 (

:

10

7

(3

3 44 (

3 1 540 (

3 154 (

3 440 (

:

$$\frac{س}{12} = \frac{2}{3}$$

(4

12 (

10 (

8 (

6 (

:

3 : 5

(5

9:15 (

1:2 (

5:3 (

5:7 (

:

15

8

40

(6

3 (

75 (

600 (

120 (

:

$$\frac{3}{8}$$

(7

%2.3 (

%30 (

%50 (

%37.5 (

%15

3500

(8

:

525 (

520 (

510 (

500 (

:

(9

(0.5 = () (

0 = () (

1 = () (

:

(10

100 (

1 (

0.5 (

(

(6) :

1

(12) :

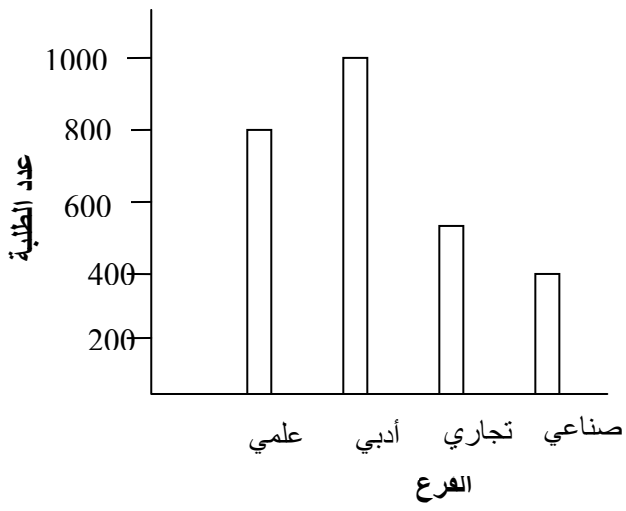
: 90

7:3

(1

(2

(12) :



(1

(2

(3

40 :

(6) : (1

\cap (\supseteq (\exists (\emptyset ((2

ن ا ب
ل ع

{ : } ({ } ({ } (: {1,3,5} = {1,2,3,4,5} = (3

\exists (\supseteq (\exists (\supseteq (

:8 (4

{1,3,5,7} ({1,2,4} ({3,5,7} ({2,3,5,7} (: (5

\emptyset ({ } ({ \emptyset } ({ } (: (6

(6 (

1000 (16 (

(.....2)

(6) x $\sqrt{\quad}$:

$= - \square$ (4) \square (1)

$\{21\} \supseteq \{2\}$ \square (5) $\exists \emptyset$ \square (2)

$= \square$ (6) $\overline{A \cup B} = \overline{A} \cap \overline{B}$ \square (3)

$\{ \quad \} = \quad :$

(8) $\{ \quad : \quad \} =$

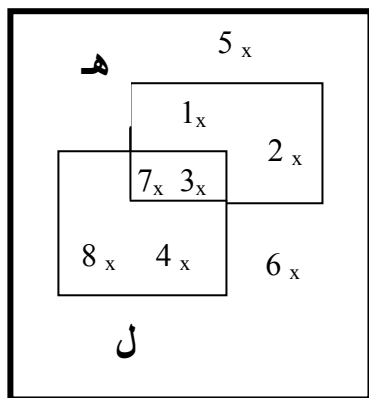
\cdot (1)

$-$ (3) \cup (2)

(5) $(\cap) -$ (4)

$(\cup) \cap -$ (7) $-$ (6)

(8)



(3) \cap (1)

$- (\cap)$ (2)

$(\cup) -$ (3)

:

(25)

(18)

(15)

$:$ (10)

(1)

(2)

(2)

:(11)

	%				%		
%45	%53	1		%14	%71	1	
%44	%56	2		%21	%85	2	
%25	%63	3		%14	%64	3	
%38	%38	4		%14	%57	4	
%19	%31	5		%14	%64	5	
%31	%56	6		%21	%50	6	
%38	%38	7		%29	%71	1	
%44	%44	8		%21	%50	2	
%25	%63	1		%29	%28	3	
%38	%38	2		%14	%57	4	
%31	%69	3		%29	%57	5	
%31	%31	1		%29	%57	6	
%31	%31	2					

%54 =

$$\%100 \times \quad / \quad =$$

$$\%100 \times \quad / \quad =$$

$$: \quad \%100 \times / (-) =$$

:

.(1999)

:(12)

:

"

"

.

:

:

)

.() (

:

X					

:_____

:_____

				-2				-1
								:
			-3					-1
								:
10		5	-2				5	-1
		15	-4	15			10	-3

(30)

X

)

.() (

		()					
						1	
						2	
						3	
						4	
						5	
						6	
						7	
						8	
						9	
						10	
						11	

		()					
							12
							13
							14
							15
							16
							17
							18
							19
							20

		()					
						21	
						22	
						23	
						24	
						25	
					LCD	26	
						27	
						28	
						29	
						30	

:(13)

-:

- 1

()

- 2

(Power Point)

- 3

- 4

:(14)

An Najah National University
Faculty of Graduate Studies

**Effect of Using computer on 7th Graders'
Achievement in Maths and Their Teachers' Attitudes
Towards its Use as Educational Aids**

By

Wahib Wajih J. Jabr

Supervisor

Dr. Salah Yasin

*Submitted in Partial Fulfillment of the Requirements for the Degree of Master
in Educational Science in Methods of Teaching Maths, at An-Najah National
University, Nablus, Palestine.*

2007

**Effect of Using Computer on 7th Graders'
Achievement in Maths, and their Teachers' Attitudes
Towards its Use as an Educational Aid**

**By
Wahib Wajih J. Jabr**

**Supervisor
Dr. Salah Yasin**

Abstract

This study sought to identify the effect of using computer as a method on 7th graders' Achievement in maths compared with the traditional method, and to know their teachers' attitudes towards its use as an educational aid. To achieve this aim, the researcher selected purposive sample of (94) female and male students at government schools in Kefelhares girls' and boys' secondary schools in Salfet District for the scholastic year 2006/2007. A number of (37) teachers which represents all math teachers in Salfet District, was selected to study their attitudes towards using as an educational aid for teaching maths. After dividing the students into two groups: the first was experimental which studied " The Sets" as a topic in maths of 7th grade text book using computers. Its members were (47) female and male students divided into (23)female students and (24) males. The second was a controlled group which studied the same topic using traditional method distributed into two sets similar to the experimental one ((23) female and (24) male).

The research questions were:

- What is the effect of using the computers in teaching maths on 7th graders' achievement in Sets Unite in their text book?
- What are maths teachers' attitudes toward using computers as a teaching aid in maths?

To answer these research questions, a computerized program (power point) was used. The collected data were analyzed using statistical packages for social sciences (SPSS), using one-way and two-way ANOVA and Tukey for the multi comparisons. The results of this study were as follow:

1 – There are statistically significant differences at $\alpha=0.05$ level among the mean of students' achievements in the post test in Sets Unite attributed to methods of teaches (using computer, traditional) in favor of computer method, while there were no statistically significant differences attributed to gender or the interaction of method and gender.

2 – Positive attitudes among maths teachers for 7th grade were found toward using computer as a teaching aid in maths.

As a result of these findings, the researcher recommends the use of computerized educational programs in teaching.. He also recommends the study of the attitudes of all those who work in education towards using computers in teaching in different fields.